

SCORPIUS PRO 430

NORDIC LIGHTS® Scorpius PRO 430 is the little brother of the Scorpius PRO 445. This heavy-duty work light retains all the excellent features of its sibling, while coming in at a comparably lower 3000 lumens. You get the same superb craftsmanship and attention to detail, including the very latest in LED technology. For your safety, this light has superior electromagnetic compatibility (CISPR 25 Class 5). The Scorpius PRO 430 offers unbeatable mechanical properties and optical clarity. It is available in four different light patterns, including an asymmetric wide flood.



Not all products are available in all markets. During continuous improvement specifications and design are changing. All values are nominal values. Illustrations do not necessarily show the design of every version and some features are version specific. The lumens output varies depending on lens colour.

TECHNICAL DATA

Theoretical Lumens Output	4800 lm	Vibration	15.3Grms 24-2000Hz
Operational Lumens Output	3000 lm	Lens	Grilamid® (registered trademark of EMS-GRIVORY)
Colour Temperature	5000 K	Body / Housing	Aluminum
Nominal Voltage DC	12 V 24 V	Weight	1.1 kg
Input Voltage DC	9 - 16 V 18 - 32 V	IP Rating	IP68, IP6K9K, SAE J1455
Power Consumption	33 W	Salt Spray Test	ISO 9227 240H
Nominal Current at	24V=1.4A, 12V=2.8A	EMC	CISPR 25 Class 5, ISO 13766, ISO 14982, ISO 7637-2
Connector	Built-in Deutsch DT-2 (2-pin)	Operating Temperatures	-40°C... +85°C (Full Power) -40°C... +50°C
Mount	Single Bolt M10	Electronics	Isolated
Shock	60G	Part Numbers	Flood: 984-713B, High Beam: 984-716B, Wide Flood Asymmetric: 984-715B, Wide Flood Symmetric: 984-714B

CONNECTORS



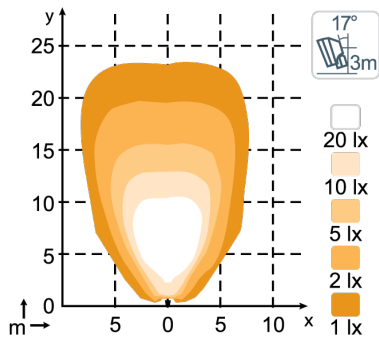
Built-in Deutsch DT-2 (2-pin)

KEY FEATURES

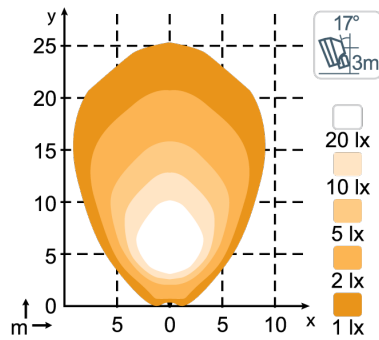
- Vibration and shock resistant
- Operational lumens output: 3000lm
- For harsh conditions

LIGHT PATTERNS

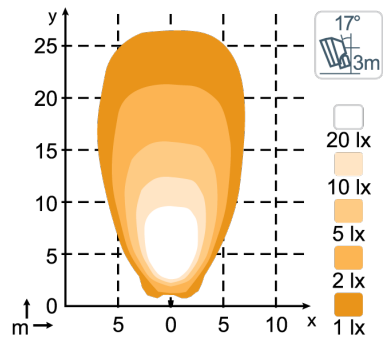
**Scorpius PRO 430, 3000lm
Wide Flood (Asymmetric)**



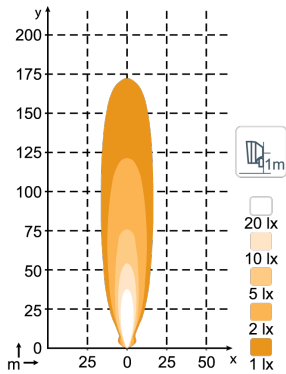
**Scorpius PRO 430, 3000lm
Wide Flood (Symmetric)**



**Scorpius PRO 430, 3000lm
Flood**



**Scorpius PRO 430, 3000lm
High Beam**



DRAWINGS

